

# T.2

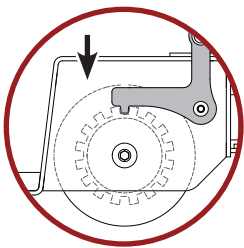
## T2-841-22"-CC (Caddie)



Shown in Stratford  
Pomegranate & Matrix Teak

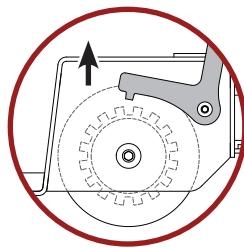
- Steel Frame
- 3" Cold Cured Foam - Seat
- Waterfall Seat Cushion
- 1.5" Foam Cushioning - Back
- Lumbar Support
- Heavy Duty Poly Arm Caps
- Antimicrobial / Crypton Fabrics & Vinyls
- **Hand Activated Release**
- **Caddie Undercarriage:** Fits Inside the Frame of the Chair to Eliminate Tripping Hazards
- **Casters:** Front Legs - 4" Dia.  
Rear Legs - 3" Dia. Swivel
- 25 Year Warranty on Frame
- 15 Year Warranty on Cold Cured Foam
- 10 Year Warranty on Components
- 5 Year Warranty on Fabric

### FRONT WHEELS ARE ALWAYS LOCKED FOR SAFETY



#### LOCKED

Front wheels are always locked to ensure the safety of the resident.



#### TO UNLOCK

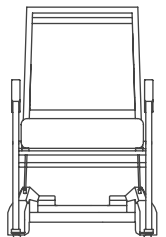
The caregiver lifts the handle positioned at the top of the back.

### SPECIFICATIONS

CAL 117E Approved  
ANSI / BIFMA Approved

**Dimensions:** 22"W x 24"D x 34½"H  
**Cushion:** 20"W x 17"D  
**Seat Height:** 18"  
**Arm Height:** 25½"  
**Weight:** 40 Lbs.  
**Weight Capacity:** 400 Lbs.  
**C.O.M.:** 1.3\* Yards

\* No Repeats on C.O.M.





T2

Better by design.



T2-841-22"

T2-841-22"-CC

*It Moves. It Locks*



T2-841SWL-22" / 24"

*It Swivels. It Locks.*

T2-841SWL-22"-REZ

*It Swivels. It Locks. It Rolls.*



T2 Caddie shown with hand brake release.

## The T2 Series of Chairs

The T2 Series is designed specifically for use in LTC communities and for in-home care settings. The mobility features of the T2 Series address many of the daily challenges experienced by caregivers. **How does a caregiver move a seated person safely and gently up-to the table?**

The hallmark chair within this series is the T2 c/w Chair Caddie. The Chair Caddie is designed to fit within the footprint of the chair and features a "hand release" braking system which ensures the wheels, by default, are always locked, until disengaged by a caregiver. To disengage the wheels a caregiver lifts the handle positioned at the top of the back.

Mobility features of the T2 Series enable chairs to be matched to the needs of each resident. When incorporated into a care community, T2 chairs **reduce** workplace injuries and **create** a more enjoyable mealtime routine!

T2-FAM-10/18