



***T2-841-22-CC1***

Action: **Designed to turn/roll...by default is always LOCKED**

Benefits: The CADDIE enables a caregiver to move a seated person up-to and away-from the table without the need to push / pull / shove / twist.

Features: DIY...A metal platform complete with 2 inline and 2 rotating casters which attaches to the base of an existing chair. One of the casters includes a foot / toe activated locking lever.

# T.2

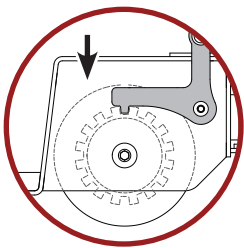
## T2-841-22"-CC (Caddie)



Shown in Stratford  
Pomegranate & Matrix Teak

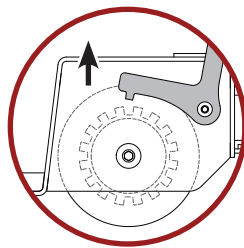
- Steel Frame
- 3" Cold Cured Foam - Seat
- Waterfall Seat Cushion
- 1.5" Foam Cushioning - Back
- Lumbar Support
- Heavy Duty Poly Arm Caps
- Antimicrobial / Crypton Fabrics & Vinyls
- **Hand Activated Release**
- **Caddie Undercarriage:** Fits Inside the Frame of the Chair to Eliminate Tripping Hazards
- **Casters:** Front Legs - 4" Dia.  
Rear Legs - 3" Dia. Swivel
- **25 Year Warranty on Frame**
- **15 Year Warranty on Cold Cured Foam**
- **10 Year Warranty on Components**
- **5 Year Warranty on Fabric**

### FRONT WHEELS ARE ALWAYS LOCKED FOR SAFETY



#### LOCKED

Front wheels are always locked to ensure the safety of the resident.



#### TO UNLOCK

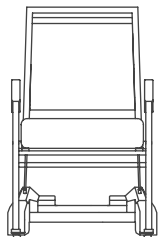
The caregiver lifts the handle positioned at the top of the back.

### SPECIFICATIONS

CAL 117E Approved  
ANSI / BIFMA Approved

Dimensions: 22"W x 24"D x 34½"H  
Cushion: 20"W x 17"D  
Seat Height: 18"  
Arm Height: 25½"  
Weight: 40 Lbs.  
Weight Capacity: 400 Lbs.  
C.O.M.: 1.3\* Yards

\* No Repeats on C.O.M.



T2-Caddie-11/18

